

STRIKE PACK GUIDE



Welcome to the Stealth-Gamer Strike Pack Guide

Did you just buy a **Strike Pack** for your **PS5**, **PS4**, **Xbox Series** or **Xbox One** controller ? Thanks ! This **strike pack guide** is here to help you get started. We'll show you step by step how to connect it, configure it, and use its main functions. No need to be an expert — we made it as simple as possible.

Looking for a clear **manual for your Strike Pack**? Want to know **how to install a Strike Pack on your console**? This guide answers the most frequent questions.

Strike Pack Guide Contents

1. Updating the Strike Pack.....	2
2. Connecting the Strike Pack	4
3. Controller Compatibility.....	5
4. Strike Pack Central Mobile App.....	6
5. What to Do in Case of a Bug	10

Haven't purchased your Strike Pack yet? [Click here to see all compatible models](#) for PC, Playstation and Xbox.

STRIKE PACK GUIDE

HOW TO UPDATE



1. Updating the Strike Pack

Before anything else, start by **updating your Strike Pack**. This step is essential to ensure proper operation on **PS5, PS4, Xbox One** and **Xbox Series**. It fixes bugs, adds new functions, and guarantees compatibility with as many games as possible.

The manufacturer regularly releases firmware updates. We recommend checking from time to time for a newer version, especially if you encounter a problem while using it. In case of bugs, random detection or strange behavior, reinstalling the **strike pack firmware** often solves the issue.

This is even more crucial if you use a **Strike Pack PS5 Horizon Vista** or **Xbox Series Horizon**. If your model doesn't appear in the mobile app, make sure both the **Strike pack** and **Strike Pack Central** is up to date and that Bluetooth is enabled.

Below you will find all the steps to easily update, connect, and **configure your Strike Pack**. Note: **PS5** players can now play without a **bypass** (see next section), while **Xbox Series** users benefit from direct plug-and-play installation.

The manufacturer provides a quick **Strike Pack update tool**, directly from your web browser. No need to install anything: the **strike pack update** is done online in just a few clicks.

⚠ iPhone and iPad are not compatible with this method.



ONLINE UPDATE TOOL

✔ Steps to update:

- Open Chrome or Edge on a PC, Mac, Chromebook, or Android device.
- Go to: firmware.modcentral.ca
- Connect your Strike Pack via USB (without the controller).
- If the Strike Pack is already on the controller, hold paddles 1 and 3 while plugging it in.
- Click “Connect” and select your Strike Pack.
- Click “Connect” again, then “Check for New Firmware”.
- Select the latest version available and start the update.
- Wait for the message “Programming Device...”.
- Once finished, the Strike Pack info will reappear.
- You can disconnect it: the firmware is now up to date.


STRIKE PACK GUIDE

HOW TO PLUG IN



2. Connecting the Strike Pack


Mandatory USB Connection

 The **Strike Pack** only works in wired mode. It must be connected via USB cable to your console in order to be recognized and active.

The controller cannot be used wirelessly while the Strike Pack is in use. It must remain connected via USB at all times.

Each Strike Pack comes with a 3-meter USB cable. Always use this cable for gaming sessions or PC updates to ensure a stable connection.

How to connect the Strike Pack Horizon Vista to a PS5 controller

 The **Strike Pack Horizon Vista** attaches to the back of the **DualSense** controller using a hinge system that fits into the speaker holes. It then connects to the controller's USB-C port for a direct connection.

Make sure to align the USB-C connector correctly before inserting it into the controller. Incorrect angles may damage the port.

To detach the Strike Pack, first unplug the USB cable, then gently unclip the hinge and slide the module upwards while holding the PS5 controller upside down. Avoid pulling at an angle.

Tip: dedicate one DualSense controller exclusively for Strike Pack use to avoid repeated handling and premature wear.

3. Controller Compatibility

🌐 Each Strike Pack is designed to perfectly fit the official controller of its console.

- The Strike Pack Horizon Vista (CM00150) is made for the PS5 DualSense controller.
- Models CM00141 and CM00149 fit the back of official Xbox controllers (Xbox Series X|S, Xbox One).

The CM00150 works with the standard DualSense for PlayStation 5 and PC. The model number may also be CM00150PC or CM00150PS5: all are compatible with PS5/PC provided the firmware version is 1.1.24 or higher.

For Xbox players, models CM00141 and CM00149 offer 4 programmable paddles or back buttons and include backplates and USB-C/Micro USB adapters to fit official Xbox controllers. They are compatible with Xbox Series X|S, Xbox One and PC gaming.

⚠️ The Strike Pack is not compatible with DualSense Edge, Xbox Elite, or third-party controllers (Scuf, Hori, Nacon, etc.).

Note: The controller is not included with the Strike Pack.

STRIKE PACK GUIDE

USING THE MOBILE APP



4. Strike Pack Central Mobile App

The **PS5** and **Xbox Series Strike Packs** benefit from the latest **Horizon** improvements. These models include a Bluetooth chip, allowing them to connect wirelessly to your Android or iOS smartphone.

With the **Strike Pack Central app**, you gain access to a simple and intuitive touch interface. From your phone, you can easily configure **paddles**, **mods**, and other settings with just a few clicks.

Ready to move on to mobile setup? Here's **how to connect your Strike Pack to your smartphone**. Be sure to follow the steps below in order.

1 : Playstation 5

Connecting the Strike Pack Horizon Vista to the PS5

To access advanced settings of your **Strike Pack Horizon Vista** from a smartphone or tablet, first connect the accessory to your DualSense controller and your PS5 console. This connection allows you to use the free mobile app **STRIKEPACK CENTRAL**.

Steps for pairing:

1. Turn on your PlayStation 5.
2. Go to Settings → Accessories → Controller (General) → Communication Method, then select “Use USB Cable”.
3. Attach the Strike Pack to a powered-off DualSense controller (hold the PS button to turn it off).
4. Connect the controller to the PS5 without touching the touchpad. The Strike Pack LEDs turn red (pairing mode).
5. Launch the mobile app STRIKEPACK CENTRAL and accept permissions if required.
6. The app automatically detects the Strike Pack (this can take up to 60 seconds). Click CONNECT when available.
7. The LEDs turn white: pairing is complete. You can now configure your Strike Pack PS5.

Next time, just connect it to play — no extra steps needed.

Tip: if the controller doesn't respond after step 4, unplug and replug the USB cable to restart detection.

2 : Xbox Series

Connecting the Strike Pack Xbox Series to the mobile app

Steps

1. Turn on your Xbox Series console.
2. Go to Settings → Accessories → Controller (General) → Communication Method and select “Use USB Cable”.
3. Attach the Strike Pack to your Xbox Series controller.
4. Connect the controller to the console. The Strike Pack LEDs turn red (pairing mode).
5. Open STRIKEPACK CENTRAL on your phone or tablet and accept permissions if prompted.
6. The app will automatically detect your Strike Pack Xbox (may take up to 60 seconds). Tap CONNECT when available.
7. The LEDs turn white: connection successful. You can now customize your Strike Pack from your smartphone.

Tip: if detection fails, unplug and replug the USB cable to restart synchronization.

3 : Previous Gen Consoles (PS4 – Xbox One)

This section is for PS4 and Xbox One users.

PS5 and Xbox Series players benefit from the Horizon version of the Strike Pack, fully configured via the mobile app.

Configuring paddles on the Strike Pack

To configure paddles, assign each one to the button of your choice (e.g., Circle, Square, Triangle).

- Hold down the left rear button to assign the left paddle, or the right button for the right paddle.
- While holding, press once on the controller button you want to assign. Configuration complete!

Activating and using mods

To activate mods, follow the quick-start guide provided with the product.

LED indicators on the Strike Pack show which mod is active. For example, LED #3 corresponds to the anti-recoil mod, useful for certain weapons.

Feel free to experiment with different mods and adjust intensity to match your style of play.

STRIKE PACK GUIDE

FIXING SIMPLE BUGS



5. What to Do in Case of a Bug

⚡ **Resetting Strike Pack Horizon Memory (PS5 & Xbox Series)**

Both PS5 and Xbox Series Strike Packs have internal memory. In case of bugs or after major updates, it may help to reset this memory (factory reset).

Good news: this does not erase your app settings in Strike Pack Central. It only clears the internal stored data.

Steps:

- Disconnect the Strike Pack USB cable.
- Hold down both rear adjustment buttons.
- Reconnect the USB cable to the controller while still holding the buttons.
- The LEDs turn pink: reset in progress.
- When LEDs change from pink to white, memory has been cleared.
- You can now unplug and reconnect the Strike Pack for normal use.

⚡ Factory Reset (PS4 – Xbox One)

If you encounter issues or bugs:

- **Update:** In 99% of cases, updating the Strike Pack fixes most problems. Even if recently updated, run it again.
- **Manual reset:**
 - With the Strike Pack connected, hold the down arrow for 5 seconds.
 - While holding, press the Options button.
 - The Strike Pack resets and is ready for configuration again.

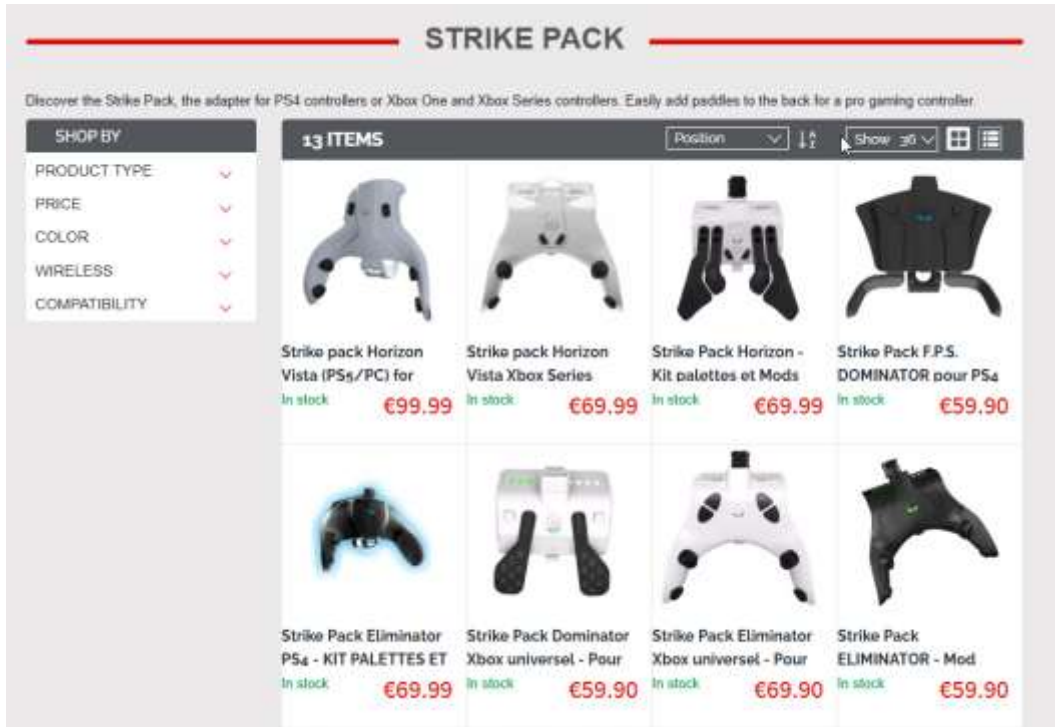
🎮 Ready to Play with Your Strike Pack?









You are now ready to use your Strike Pack in the best conditions. Enjoy your gaming sessions!

Need more help or personalized support? Our team is available to guide you through any technical issue or setup assistance.

✉ [Contact Stealth-Gamer Support](#) ☎ **+33 (0)4 65 84 89 02**

Our team is available Monday to Friday to make sure you're never stuck in-game!



STRIKE PACK				
Discover the Strike Pack, the adapter for PS4 controllers or Xbox One and Xbox Series controllers. Easily add paddles to the back for a pro gaming controller.				
SHOP BY		13 ITEMS		
PRODUCT TYPE	▼	Position		
PRICE	▼	Show 30		
COLOR	▼	Grid		
WIRELESS	▼	List		
COMPATIBILITY	▼			
				
Strike pack Horizon Vista (PS5/PC) for Vista Xbox Series	Strike pack Horizon Vista Xbox Series	Strike Pack Horizon - Kit palettes et Mods	Strike Pack F.P.S. DOMINATOR pour PS4	
In stock	In stock	In stock	In stock	
€99.99	€69.99	€69.99	€59.90	
				
Strike Pack Eliminator PS4 - KIT PALETTES ET	Strike Pack Dominator Xbox universel - Pour	Strike Pack Eliminator Xbox universel - Pour	Strike Pack ELIMINATOR - Mod	
In stock	In stock	In stock	In stock	
€69.99	€59.90	€69.90	€59.90	



OFFICIAL RESELLER
STRIKE PACK - CRONUS - DRIVE HUB